



Naik's
Springfield



+91 9822029752



springfieldnaik@gmail.com



www.naikspringfield.com



CONTENTS

FLOWERS

5

Winter Flower Seeds

Allysum Snow Carpet	6
Antirrhinum Madame Butterfly	6
Aster Princess Mix	6
Bellis Perennis English Daisy	7
Calendula Fiesta Gitana Mix	7
Calendula Orange Beauty Mix	7
Calendula Pacific Beauty Mix	7
Capsicum Ornamental	7
Carnation Chabaud Double Mix	8
Cineraria Jubilee Mix	8
Chrysanthemum Annual White	8
Chrysanthemum Carinatum Rainbow	8
Clarkia Elegans	9
Cosmos Sensation Giant	9
Dahlia Unwins Mixture	9
Dianthus Baby Doll	10
Dianthus Magic Charms Mix	10
Dimorphotheca Pluvialis White	10
Eschscholzia California Poppy	10
Gazania Sunshine Hybrids	11
Gypsophilla Baby Breath	11
Hellichrysm Spangle Mix	11
Hollyhock Charters Double	12
Larkspur Imperial Giant Mix	12
Lupin Russel Delight Mix	12
Marigold African Giant Double	13
Marigold Cracker Jack Orange	13
Marigold F1 Inca Mix	13
Marigold F1 Inca Orange	13
Marigold F1 Inca Yellow	13
Marigold French Dwarf Mix	13
Marigold Pusa Basanti Yellow	13
Mesembryanthemum Criniflorum	14
Nasturtium Alaska Mix	14
Nemisia Sundrops Mix	14
Ornamental Cabbage Kale	15
Pansy Swiss Beaconsfield	15
Pansy Swiss Giant Mix	15
Pansy Swiss Golden Yellow	15
Pansy Swiss Scarlet with Blotch	15
Pansy Swiss Giant Yellow with Red	15
Petunia Razzle Dazzle Star	15
Petunia Pendula Mix	16
Petunia Multiflora Mix	16
Phlox Drummondii Grandi Flora	16
Phlox Star Mix	16
Poppy Oriental	16
Rudbeckia Bi-Colour	17
Salvia Splendens Red	17
Statice	17
Sweet William Annual Mix	18

Verbana Polka Dot Mix	18
Sweet Peas Choice Mix	18

Summer Flower Seeds

Balsam Camellia Flowered Mix	19
Balsam Tom Thumb Mix	19
Celosia Plumosa Mix	19
Coreopsis Sunray	20
Cosmos Bright Light Mix	20
Cox-Comb Jewel Box Mix	20
Gaillardia Sundance Bicolor	21
Globe Amaranth Mix	21
Kochia Fire Bush	21
Morning Glory Early Call, Mix Colours	22
Morning Glory Heavenly Blue	22
Portulaca Beauty Mix	22
Sunflower Japanese Single Miniature	23
Sunflower Sungold Orange	23
Tithonia Torch Red	23
Vinca Magic Carpet	24
Zinnia	24
Zinnia Canary Bird Yellow	24
Zinnia Ellegens Dahlia Flowered Mix	24
Zinnia Ellegans Lilliput Mix	24
Zinnia Dahlia Polar Bear White	24

HERBS

25

Artichoke Green Globe	26
Alpine Strawberries	26
Asparagus	26
Basil Green	26
Basil Lemon	26
Borage	26
Chives (Allium Schoenoprasum)	27
Cress Common	27
Fennyl Florence	27
Garlic Chives (Allium Tuberosum)	27
German Chammolia	27
Lavender (Lavendula Angustifolia)	27
Mint	28
Rosemary Rosemarinus Officinalis)	28
Sage Broad Leaved	28
Thyme English Winter	28
Water Cress	28
Wild Rocket (Diplotaxis Tenuifolia)	28

VEGETABLES

29

Amaranthus Green	30
Amaranthus Red	30
Ash Gourd	30
Baby Corn	30
Beans Anupama	30
Beet Root Detroit Dark Red	30

Bhendi Mahima	30
Bitter Gourd Chaman	30
Bottle Gourd Sahil	30
Bottle Gourd Sharad	30
Brinjal Ankit White	30
Brinjal Gaurav	30
Brinjal Green Long	31
Brinjal Kiran Round	31
Brinjal Pusa Purple Long	31
Broccoli Inspiration F1 Hybrid	31
Cabbage Golden Acre	31
Capsicum California Wonder	31
Capsicum Red F1 Hybrid	31
Capsicum Yellow F1 Hybrid	31
Carrot Desi Red	31
Carrot Early Nantes	31
Cauliflower	31
Celery White Gem	31
Cherry Tomatoe	32
Chilli Mohini	32
Chilli Pusa Jwala	32
Chilli Suraj Mukhi	32
Chinese Cabbage	32
Cluster Beans	32
Coriander	32
Cucumber Dabang	32
Dolichos Beans	32
Knol Khol Early White Vienna	32
Lettuce Grand Rapid	32
Lettuce Iceberg	32
Methi Kasturi	33
Musk Melon Madhu	33
Onion White	33
Onion Norfolk Red	33
Peas	33
Pumpkin	33
Radish Mino Early	33
Radish Scarlet Globe	33
Ridge Gourd Deepti	33
Snake Gourd	33
Spinach All Green (Palak)	33
Sponge Gourd Harita	34
Squash Green F1 Hybrid	34
Squash Yellow F1 Hybrid	34
Sweet Corn Darbagh	34
Tar Kakri	34
Tinda Keshav	34
Tomato Abhiminu	34
Tomato Hill Sona	34
Tomato Lakshmi	34
Turnip Purple Top White	34
Water Melon Maharaja F1 Hybrid	34
Watermelon Saksham	34



FLOWERS



SNOW CARPET

Allysum may be sown directly in the garden or planted as a potted plant. Direct sow seeds in average soil in full sun to part shade. Sow seeds 6 inches apart and barely press in, light aids germination. Height 4-6 inches and width/spread around 1 foot wide. Flowers come in an amazing white colour. Water regularly-whenver top soil turns dry. Keep the soil moist but not soggy, to avoid rot and fungal diseases due to over watering. The other effective way to start healthy Allysum saplings is by germinating seeds indoors using seed trays, under bright light.4-5 days



60 days



Full Sun



20-25°C



15cm



MADAME BUTTERFLY

Snapdragons are tender perennials. Very popular bedding and border plants. Sow seeds in full sun for best performance, although they will tolerate some light shade, depending on the climate. Seeds will germinate in 10-20days. Transplant the seedlings 6-18 inches apart in all directions and water from below. Snapdragon flowers start blooming at the bottom of the stalk . Vigorous growing with basal branching habit. Height 60-70cm.10-20 days



120 days



Full Sun



20-25°C



60-70cm



PRINCESS MIX

Each bloom has a cushion like centre, very attractive with excellent range of colours. Select a site with full sun to partial Sun. Kindly note that soil should be moist, well drained, and average to humus-rich. Sow seeds from September through to November and do not cover with vermiculite. Germination takes 2-3 weeks and can be uneven. Keep new plantings moist and continue watering until blooms. Height 45cm.14-21 days



120 days



Full Sun



20-25°C



45cm

ENGLISH DAISY

Tender Annual. Superb rockery and ending plant, dwarf spreading habit, brilliant flowers of daisy like form must be sown in a sunny position. Sow on surface of compost and gently firm down compost. Keep soil damp but not wet. Germination takes 15-20 days. The plants grow to be about 3 to 6 inches tall and 2 to 4 feet wide. Should be transplanted 15cm apart. Wide range of brilliant colours including rose-pink, crimson, orange, apricot, yellow, primrose and white, many blooms with attractive zoning. 15-20 days



100 days

Full Sun

20-25°C

20cm



PACIFIC BEAUTY MIX

A free flowering plant grown in practically any soil provided it is given a sunny position. Direct sow in early September till November. Sow seeds 5mm (1/4") deep until germination occurs in 7-14 days, and aim for a spacing of 15-45cm between plants. As the calendula prefers cool temperatures, flowers last longer in shady areas. To obtain a succession of large blooms remove all dead flowers. 7-14 days



100 days

Full Sun

20-25°C

30cm



ORANGE BEAUTY MIX



FIESTA GITANA MIX



ORNAMENTAL

Choose a high-quality potting soil mixed with organic matter, such as peat moss, to grow your ornamental peppers from seed. Plant the seeds 1/4 inch deep and cover the seeds with soil. Water the seeds well and keep the soil moist until the seeds germinate. The seeds need warmth to germinate, so place the container in a bright window. Transplant the plants into the garden and keep at least 2 feet of space if sown in the garden. Fruits are green at first then changing to strong, bright red. Suitable as decorative plant.



10-15 days

120 days

Full Sun

20-25°C

30cm





CHABAUD DOUBLE MIX

It is an improved variety and flowers are large size all double beautifully fringed, sweet scented. Carnation thrive in rich, well drained soil. Start planting carnation seeds by sowing them in deep soil that will drain well. Keep the soil in your garden, or container moist until the seedlings are growing. Once your seedlings are thriving, thin out them so the small plants are 10-12 inches apart. Mixture of red, white, yellow, scarlet and other shades. Height 45cm. 10-20 days



100 days

Full Sun

20-25°C

45cm



JUBLIEE MIX

A popular pot plant preferably grown in a slightly shady situation such as a covered fern-house. Sowing to be done at 20 degree centigrade and cover with a thin layer of vermiculite. Germination takes 1-2 weeks. Seedlings should be transplanted at the 3 to 4 leaf stage, if to the garden, 45cm apart. Extremely uniform across the color range, with a higher percentage of bi-colours. Ht: 25-30cm. 7-10 days



120 days

Full Sun

20-25°C

25-30cm



CARINATUM RAINBOW MIX

Chrysanthemum is an adorable more pictures of annual flowers. Two species of the multitudinous chrysanthemum clan are especially popular with gardeners as flowering summer annuals. The single, small, white flowers are borne profusely all over the plant. 7-15 days

ANNUAL WHITE



120 days

Full Sun

20-25°C

60-70cm

ELEGANS

Clarkias grow wild on dry land and bloom during the cool season. Many cultivars have been developed, and there is much confusion in the naming of various Clarkia and closely related Godetia species. They are best sown directly outdoors in the spring and thinned to 20-30 cm between plants. Clarkias prefer sunny, but cool growing conditions and the soil should never dry out completely. They make a brilliant display massed in the border, and small roselike flowers continue opening on the long and slender racemes until autumn.



10-15 days



120 days



Full Sun



20-25°C



60cm



SENSATION GIANT

Cosmos are adaptable to almost any kind of soil, but do need proper moisture to germinate. Cosmos can grow anywhere between 20-60 inches tall depending on variety. It takes nearly about 45-50 days to first bloom. Early free flowering strain with large single flowers of pink, rose, crimson, white colours. Height: 90cm. 7-10 days



100 days



Full Sun



20-30°C



50cm



UNWINS MIXTURE

Half hardy perennial. An excellent strain producing a very high percentage of large double flowers. The few semi-double and single flowers are also most attractive. Height 30cm. Seedlings should be transplanted 2ft apart. Best time of sowing is September. Suitable as a cut flower. 7-10 days



120 days



Full Sun



20-25°C



30cm





MAGIC CHARMS MIX

Directly sow the seeds during September till December at the temperature of 20-25 degree centigrade. Aim to space plants 30cm apart. The flowers thrive in raised beds, window boxes, containers and even hanging baskets. Flowers are large size in shades of deep crimson rose, white many with contrasting zones.



BABY DOLL



10-15 days



120 days



Full Sun



20-25°C



20cm



PLUVIALIS WHITE

Dimorphotheca pluvialis, the African Moon are the white daisy flowers, native of Namibia. Seeds produced by ray florets are small, angular, while those of the disc florets are flattened and have winged margins. *Dimorphotheca pluvialis* forms a bushy plant that is covered with large white daisies all flowering at the same level. The narrow leaves are light green, about 7cm long and have indented edges. 15-20 days



120 days



Full Sun



20-25°C



30cm



CALIFORNIA POPPY

A good bedding plant, sown in September/October. Direct seedling is preferable, as poppies do not like to have their roots disturbed. Seeds will germinate in 10-15 days. Grows in practically any type of soil and enjoys a sunny position. Thin out the seedlings 1ft apart. Flowers are double and semi double with frilled petals. Colours yellow, rose, orange, scarlet, carmine and crimson. 10-15 days



120 days



Full Sun




20-25°C



45cm

SUNSHINE HYBRIDS

Tender perennial. Easily grown and most attractive daisy like flowers. Must be planted in a sunny position. Cover the seeds with medium vermiculite. Sprinkle the seeds lightly on the surface of the soil and cover lightly, as darkness aids germination. Seedlings should be transplanted 30cm (1 ft) apart. Bright shades cream, yellow, orange, pink, bronze, red usually with contrasting zone. Suitable time of sowing is September. 10-20 days



120 days Full Sun 20-25°C 25cm



BABY BREATH

Gypsophilla is actually quite a tough plant. Ordinary soil will do. Be sure it is not too rich, and avoid feeding plants. Keep baby's breath seeds constantly moist, and germination should occur in 10-20 days. Bears innumerable small flowers in a foam like mass, good for cutting also suitable for the border. Height 60-75cm. 10-20 days



120 days Full Sun 20-25°C 60-75cm



SPANGLE MIX

Ideal time of sowing is September/October. Strawflower seeds can be directly seeded into your garden. Average temperature should be 20-25 degree centigrade. Germination takes 8 to 10 days. Height 40cm. Transplant 30cm apart. Do not cover the seed but press into the soil and keep moist. Very pretty, daisy like and brightly coloured in a wide range of colours viz crimson, rose pink, orange, yellow and pale-cream. Suitable as fresh and dried cut flower. 8-10 days



120 days Full Sun 20-25°C 40cm





CHARTERS DOUBLE

Fill a tray with compost and keep it consistently moist. Sow the seeds individually, spacing about an inch apart on the compost surface. Place the tray in a warm place. Seeds will germinate in 10 to 15 days and another 3-4 weeks before they are ready for pricking out. As a screen at the back of the border it has few rivals. Transplant 30x90cm apart. Ideal time of sowing is August and September. 10-15 days



125 days

Full Sun

20-25°C

165-180cm



IMPERIAL GIANT MIX

Hardy annual. Useful for tall clumps in the border and an excellent cut flower. Ideal time of sowing September/October. Seed is slow to germinate when the temperature is high, do not therefore sow on the plains until the onset of the cold season. When the seedlings are ready, transplant them 30cm apart. Larkspur can grow up to 80cm high. Beautiful colour range like Rosy scarlet, blue, pink and white. 15-20 days



120 days

Full Sun

20-25°C

80cm



RUSSEL DELIGHT MIX

Hardy perennial. Very easily grown. Sow seeds during September/October when the temperature is 20-25 degree centigrade and cover with medium vermiculite. Tall spires of tightly packed flowers rise above clumps of palmate foliage in a magical array of colours, exceptionally bright and strong. 10-15 days



120 days

Full Sun

20-25°C

90cm

Tender Annual. One of the popular flowers in the country widely grown for garden decoration, pot culture and garlands. Sow seeds from August to October and prepare the soil by digging down 6 inches to loosen it as Marigold grow in almost any soil, but thrives in moderately fertile, well drained soil in open sunny conditions. Sprinkle the Marigold seeds and cover lightly with soil and press gently. Water the soil to keep it moist for a week or two, until seeds germinate. Once the seedlings are few inches tall, thin them by removing extra plants. 7-10 days



100 days Full Sun 20-25°C



AFRICAN GIANT DOUBLE



60cm

CRACKER JACK ORANGE



60cm

F1 INCA MIX



30cm

F1 INCA ORANGE



30cm

F1 INCA YELLOW



30cm

FRENCH DWARF MIX



25cm

PUSA BASANTI YELLOW



45cm

WINTER FLOWER SEEDS



CRINIFLORUM

Tender Annual. Superb rockery and ending plant, dwarf spreading habit, brilliant flowers of daisy like form must be sown in a sunny position. Sow on surface of compost and gently firm down compost. Keep soil damp but not wet. Germination takes 7-10 days. The plants grow to be about 3 to 6 inches tall and 2 to 4 feet wide. Should be transplanted 15cm apart. Wide range of brilliant colours including rose-pink, crimson, orange, apricot, yellow, primrose and white, many blooms with attractive zoning. 7-10 days



110 days



Full Sun



20-25°C



15cm



ALASKA MIX

Colorful, fragrant and very easy to grow: pre-soak the seeds for 24 hours for better results and sow by September-October in well drained soil or in dry problem areas. Plant 2 seeds per pot, cover them with ¼ inch fine soil, seed needs darkness to germinate. Once the seedlings are established, they will continue to spread and bloom. Ideal spacing in the garden is 8 to 10 inches. Do not use excess fertilizer as plants will produce excessive foliage at the expense of flowers. 14-21 days



120 days



Full Sun



20-25°C



45cm



SUNDROPS MIX

Compact plants producing many heads of blooms in the most brilliant colours. Cover the seeds with a thin layer of fine vermiculite. Seeds germinate in 7 to 10 days. Space the plants 6 inches apart in the garden. Keep soil moist. Seedlings should not be given a check in growth or the plants will flower prematurely. Good item for containers, baskets etc. 7-10 days



100 days



Full Sun



20-25°C



30cm


KALE

If you are looking for pretty foliage, try growing flowering cabbage from September till December. A decorative variety of cabbage 30cm(1ft) in dia, with bright contrasting colored whorls of leaves red, white, rose, pink makes unusually attractive beds and borders. Ornamental Cabbage has frost resistant foliage . For full, huge blooms, fertilize cabbage at planting time and mulch to retain moisture (and lessen the need for watering).10-15 days



SWISS GIANT MIX

Pansy perform best in cooler weather and thrive in fairly rich, well drained soil in moderate sun to partial shade. Press pansy into the surface of soil and cover thinly with vermiculite and place in a temperature of 15-18 degree to get good germination. 10-15 days



RAZZLE DAZZLE STAR

Long flowering, excellent for bedding, pots and hanging baskets. Fill a planting tray with damp potting soil. Spread the tiny petunia seeds on the surface of the soil. Press them gently against the soil without covering the seeds because they need light to germinate and then spray them with a fine mist. It is best to start them in trays indoors. Germination will take place in 7-10 days after planting. Harden off the Petunia's when you are ready to plant them.7-10 days



PENDULA MIX



MULTIFLORA MIX



DRUMMONDI GRANDI FLORA

Garden Phlox is delicate plant having either white, pink, or lavender, trumpet-shaped flowers arranged in an elongated cluster along the length of the stem. It can range from 60-180cm. in height. The leaves are small, lanceolate, and oppositely arranged below and throughout the flower cluster. 15-20 days

STAR MIX



- 
120 days
- 
Full Sun
- 
20-25°C
- 
35cm
- 



ORIENTAL

Very showy double and semi double blooms in an almost endless variety of attractive colours. An annual poppy is small, so tiny, it can be like dust, we find mixing seed with sand before sowing so that even distribution can be achieved. All poppies dislike transplanting, as they are tap rooted plants and need to form a straight root with zero root disturbance. Height 2 ft. 10-15 days

- 
100 days
- 
Full Sun
- 
20-25°C
- 
60cm
- 

BI-COLOUR

Rudbeckia is a plant genus in the sunflower family. The species are herbaceous, mostly perennial plants (some annual or biennial) growing to 0.5–3.0 m tall, with simple or branched stems. The leaves are spirally arranged, entire to deeply lobed, and 40cm long. 10-15 days



120 days

Full Sun

20-25°C

40cm



SPLENDENS RED

Sow red flowering salvia with No cover as they need light to germinate. Spread three inches of compost on the tilled soil. The seeds should be spread on the top of the soil. Water lightly as the fine seeds can wash away, or penetrate into the soil. Seeds will germinate in 10-20 days. An excellent bedding strain. Height 30cm (1ft). 10-20 days



120 days

Full Sun

20-25°C

30cm



It is a drought tolerant, tender perennial which is normally considered to be an annual plant. Sow seeds directly in the garden and the seeds require complete darkness for germination so after you sow and water them, cover them with a few layers of news paper. Once the majority of seeds have sprouted, remove the cover and move your plants to a sunny location. Statice should be planted 18"-25" apart in rich, well drained soil and add compost generously to the soil at planting time 7-10 days



120 days

Full Sun

20-25°C

80cm





ANNUAL MIX

An excellent cut flower produces a wonderful mass effect as a bedding plant, strongly scented. Use a light weight potting soil and sow seeds 1/4 inch deep. Since pots and containers dry up quickly so do not forget to water frequently. Full grown plants reach 20cm or more in height, depending on variety. Transplant 30cm apart. Deadheading sweet William after each blooms lengthens the plant life and blooming season. 7-10 days



120 days



Full Sun



20-25°C



20cm



POLKA DOT MIX

A special mixture of "eyed" types including white making a striking blend of colours. Tender annual. Cover with medium vermiculite. Germination will take 2 weeks. Sowing on a rather dry compost gives the best results. Water if necessary after emergence. Transplant 30cm (1 ft) apart. Height 30cm. 10-15 days



120 days



Full Sun



20-25°C



30cm



CHOICE MIX

Before you sow sweet peas seeds, soak them in water to rehydrate them. Start sowing in August and September in full sun to partial shade. Requires rich and well drained soil. Sweet peas are sometimes troubled by birds, slugs and snails. Remember to give a general liquid fertilizer once the seeds start to grow after planting. Sweet peas are quite hardy, growing from large, easy to handle, peas like seeds.



10-15 days



90 days



Full Sun



20-25°C



80cm

CAMELLIA FLOWERED MIX

Very attractive rose-like flowers excellent for bedding and pots during the monsoon. Start sowing by March until July and cover the seeds with just a dusting of soil and keep moist. In garden flats, cover the top of the soil with polythene to encourage germination and keep in moisture. Expect germination approximately in 10-15 days. Balsam prefers partial to full Sun. Seedlings may be transplanted 30x45cm apart.10-15 days



120 days

Full Sun

20-25°C

60-70cm



TOM THUMB MIX

A top flowering plant, Impatiens Tom Thumb has a marked tolerance to drought making them suitable for containers. Balsam 'Tom Thumb Mix' is a dwarf mix, growing up to 40cm tall. A shade lover, it will grow in full to part sun as well. Plants bloom all summer long.10-20 days



120 days

Full Sun

20-25°C

40cm



PLUMOSA MIX

Tender annual. Intensely coloured red, yellow, pink, orange, crimson spikes top off this showy annual. Sow the seeds when the temperature is around 25-30 degree centigrade and do not use any vermiculite. Main sowing are in March and April as Celosia's are warm weather plants and take about 90 days to flower after planting. Height 60cm.10-15 days



100 days

Full Sun

25-30°C

60cm





SUNRAY

One of the few flowers which can be successfully grown all the year round. Good for borders and excellent for cutting. Cover the seed with medium vermiculite. Germination takes 2-3 weeks. Transplant 30cm apart. Yellow showy and long lasting flowers. Height 90cm. 15-20 days



120 days



Full Sun



20-25°C



90cm



BRIGHT LIGHT MIX

An outstanding mixture of semi double, many petalled, large flowers. The colours are yellow, golden orange, and red making a bright colour combination. Early and prolific. 10-15 days



100 days



Full Sun



20-25°C



60cm



L JEWEL BOX MIX

Cox-comb seeds are best planted one half inch deep in sunny position. Keep soil slightly moist until the seeds germinate. No Vermiculite is suggested. Germination takes 2-3 weeks. Main Sowing are in March, April for flowering June onwards. Early transplanting of seedlings reduces the check to growth. Vigorous plants are ideal for sunny areas or as a feature plant in mixed patio containers. Showy cockscomb blooms in four vibrant colours of orange, purple, red and yellow. Height 45cm.



15-20 days



100 days



Full Sun



25-30°C



45cm

SUNDANCE BICOLOR

Seeds can be grown in any season . Cover with a thin layer of vermiculite. Vibrant , daisy-like flowers on bushy, compact plants are tolerant of many situations. Suitable as a border plant as well as cut flower. Flowers are large and double in colours ranging from primrose, yellow and orange to bright scarlet, crimson and red. Height 60cm.10-15 days



CHOICE MIX

A popular everlasting flower, grown all the year round, producing a mass of globular flowers. Sow seeds directly and cover with a light layer of soil, as darkness aids germination. It takes nearly 10 to 15 days to germinate. Transplant 30cm (1ft) apart. Tolerates heat and attracts butterflies. The flower heads make very good dried flowers, simply hang them upside down in a well-ventilated place.10-15 days



FIRE BUSH

Requires average soil but a sunny location where you can sow the seeds and cover with ¼ of inch of soil. Keep the seeds moist until germination occurs. Once the seeds start to grow, water the seedlings once per week. Should be transplanted at least 2ft apart. Very attractive finely cut, pale green foliage which forms a perfect bush. The lush green plant turns coppery crimson in autumn.10-15 days





EARLY CALL, MIX COLOURS

Morning glory seeds can be pre soaked in water for 24 hours before planting for better results. Cover seeds lightly with $\frac{1}{4}$ inch of soil and give them about 8 to 12 inches spacing. Once plants have reached about 6 inches or so in height you may want to provide some type of support. The plants are well known for their tolerance to poor, dry soils. Morning glory produces funnel-shaped blooms of various shades like, white, red, lavender pink, yellow and purple with heart shaped leaves. It also prefers full sun but will tolerate very light shade.



10-15 days



120 days



Full Sun



20-25°C



300cm



HEAVENLY BLUE

Easy, quick growing climber. Best in full sun, average soil, Height 8 ft. and up. Early, large bright sky blue flowers, 4 to 5 in. across with creamy white throat. Very popular. 10-15 days



120 days



Full Sun



20-25°C



3000cm



BEAUTY MIX

Portulaca flowers grow well in loose soil. They also thrive in full sunny conditions. The soil should be left to dry completely in between watering. Adding a high phosphorous fertilizer also helps with growth. After the plants bloom, the dead heads should be pinched off. This promotes new growth. Since the plant is prone to harmful insects and fungi, insecticides and fungicides should be used as needed. 10-15 days



90 days



Full Sun



25-30°C



20cm

JAPANESE SINGLE MINIATURE

Attractive in small beds, containers, and 4-6" pots. 3-6" blooms are bright golden yellow with a black centre. Also known as common sunflower and annual sunflower. Bears pollen. 10-15 days



90 days

Full Sun

20-25°C

50-70cm



SUNGOLD ORANGE

Cover the sunflower seeds with about 1.5cm of compost until seeds sprout in 10 to 15 days and keep watered. It is easiest to sow seeds directly into the soil. To plant in rows, space seeds about 6 inches apart in a shallow trench between 1 and 2 inches deep. A useful garden plant for screening or at the back of the beds and borders. 10-15 days



90 days

Full Sun

20-25°C

50cm



TORCH RED

Mexican Sunflower Red (Tithonia Speciosa Red Torch) - The incredible 3 - 4 inch red flowers are excellent for cutting. They also are butterfly magnets, particularly the Monarch butterfly. Red Torch will begin blooming in July or August and continues until Autumn. Place the Mexican Sunflower plant behind beds or borders where their coarse texture, rangy habit and vivid flowers will stand above less boisterous plantings. 10-15 days



120 days

Full Sun

25-30°C

160cm





MAGIC CARPET

Vinca is a very attractive, easily grown flower. The large blossoms, 1 ½ inches across are pert and showy. Plants thrive under a wide range of conditions from hot and dry to shady and moist. Superb for bedding and containers. 10-15 days



120 days

Full Sun

25-30°C

25cm



Sow seeds directly into the garden and into well prepared soil. Lightly cover seeds with ¼ inch of soil since zinnia seeds need light to germinate. Keep soil moist until plants are established. Normally seeds should germinate within 7 to 10 days. When zinnia seeds reach about 4 inches tall, give plants a quarter strength application of a liquid fertilizer. Zinnia like to be well watered especially young. Full range of colours. Blooms up to 5in.across on sturdy plants; great for cutting.



65cm

7-10 days

90 days

Full Sun

25-30°C

CANARY BIRD YELLOW



65cm

DAHILIA FLOWERED MIX



65cm

ELLEGANS LILLIPUT MIX



55cm

POLAR BEAR WHITE



65cm

HERBS



GREEN GLOBE



STRAWBERRIES



GREEN



LEMON



(ALLIUM SCHOENOPRASUM)



(NASTURTIUM OFFICINALIS)



FLORENCE



(ALLIUM TUBEROSUM)



CHAMMOLIA






(LAVENDULA ANGUSTIFLIA)





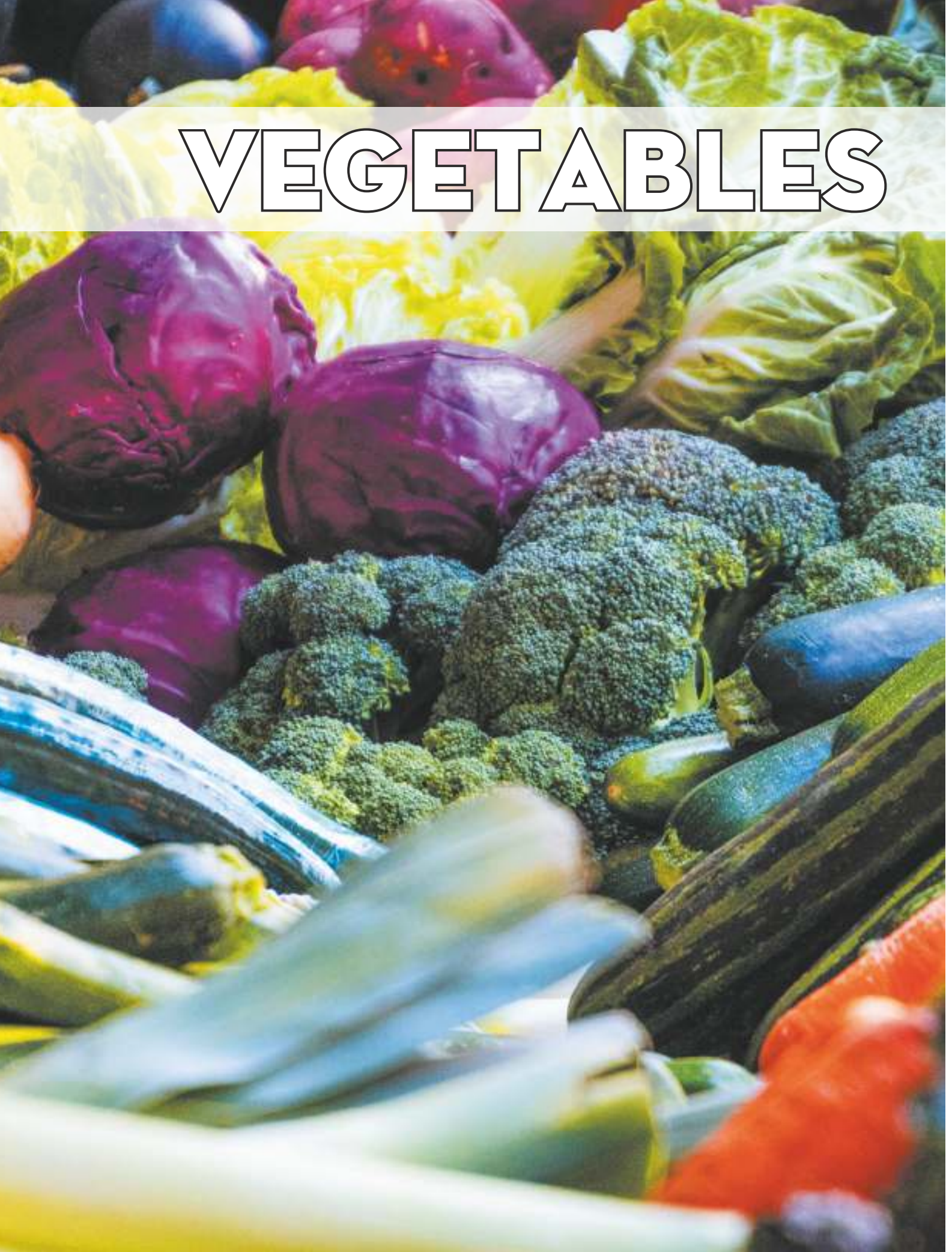
(ROSEMARINUS OFFICINALIS)



(DIPLLOTAXIS TENUIFOLIA)



VEGETABLES



GREEN



RED



ANUPAMA



DARK RED



MAHIMA



CHAMAN



SAHIL



SHARAD



ANKIT WHITE



GAURAV



GREEN LONG



KIRAN ROUND



PUSA PURPLE LONG



INSPIRATION F1 HYBRID



GOLDEN ACRE



CALIFORNIA WONDER



RED F1 HYBRID



YELLOW F1 HYBRID



DESI RED



EARLY NANTES



WHITE GEM





SURAJ MUKHI



EARLY WHITE VIENNA



DABANG



BEANS



GRAND RAPID



ICEBERG



ICEBERG



KASTURI



MADHU



WHITE



NASIK RED



MOSS CURLED



MINO EARLY



SCARLET GLOBE



DEEPTI



TARZAN



PALAK



HARITA



F1 HYBRID



F1 HYBRID



DARBAGH



KESHAV



ABHIMINU



HILL SONA



LAKSHMI



TOP WHITE



MAHARAJA F1 HYBRID



SAKSHAM







 **Regd. Office:** 1974, Gaffar Baug Street, F-1, Hermes Grace, Camp, Pune 411001.
Corporate Office: 1093, Shukrawar Peth, Swargate, Pune 411002.

 09822029752  www.naikspringfield.com  springfieldnaik@gmail.com